

Signify Classified - Internal
Cooper Lighting Solutions Photometric Lab
1121 Highway 74 South
Peachtree City, GA 30269



Scaled data based on original data using
LM-79-08 Approved Method: Electrical and Photometric Measurements of Solid-
State Lighting Products

Test Report Prepared for
Cooper Lighting Solutions
(formerly Eaton)

Brand: INVUE

Report Number: P868420

Luminaire Tested: **EMM2-HTN-SA2B-727-U-T2R-HSS**

Issue Date: 08/22/2024



Test Information

Test Method: LM-79-08
Report Number: P868420
Test Lab: INNOVATION CENTER(G3)
Issue Date: 08/22/2024
Manufacturer: COOPER LIGHTING SOLUTIONS (FORMERLY EATON)
Product Line: INVUE
Catalog Number: EMM2-HTN-SA2B-727-U-T2R-HSS
Description: EPIC MODERN TALL HOUSING DISCRETE LED ARRAYS 100W 70CRI 2700K
FIXTURE w/ TYPE II ROADWAY DISTRIBUTION OPTIC AND HOUSE SIDE SHIELD
Light Source: (20) 2700K CCT, 70 CRI LEDS
Ballast/Driver: ELECTRONIC DRIVER

Summary

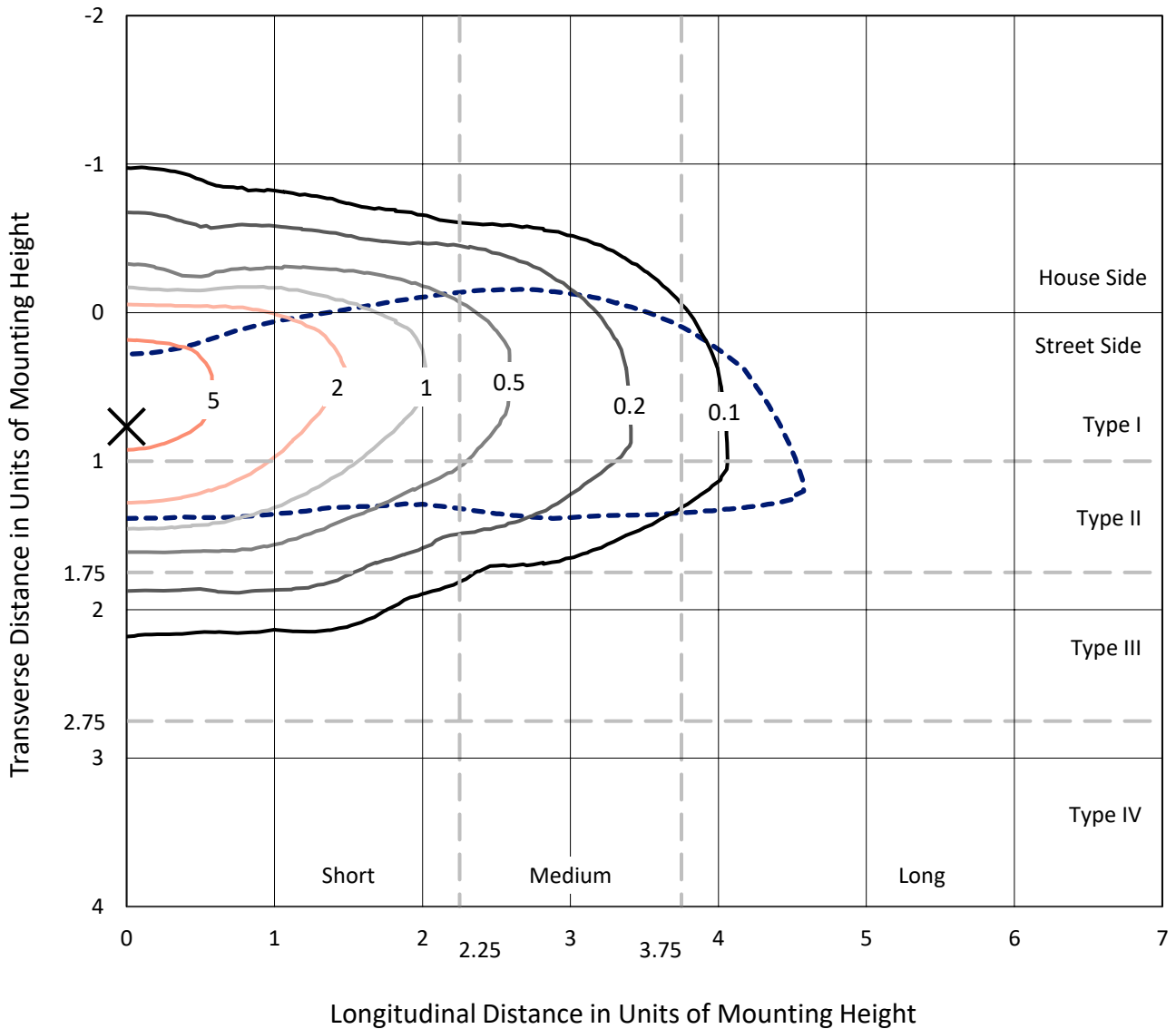
Lumens per Lamp: N/A
Luminaire Lumens: 8467.6 lumens
Efficiency: N/A
Efficacy: 94.1 lumens/watt
Luminous Opening: Rectangular (W 0.67' x L: 0.33' x H: 0')
IES Classification: Type II - Short
BUG Rating: B1 - U0 - G2

Input Watts (W): 90
Input Voltage (V): 120
Input Current (Ain): NR
Voltage Rise (V): NR
Power Factor: 0.99
Total Harmonic Distortion (THDi): 6.20%
Frequency (hertz): 60
Stabilization Time: NR
Operation Time: NR
Ambient Temperature (°C): NR
Test Distance: 24 FT

REPORT NUMBER: P868420
 CATALOG NUMBER: EMM2-HTN-SA2B-727-U-T2R-HSS

Iso-Footcandle Lines of Horizontal Illumination

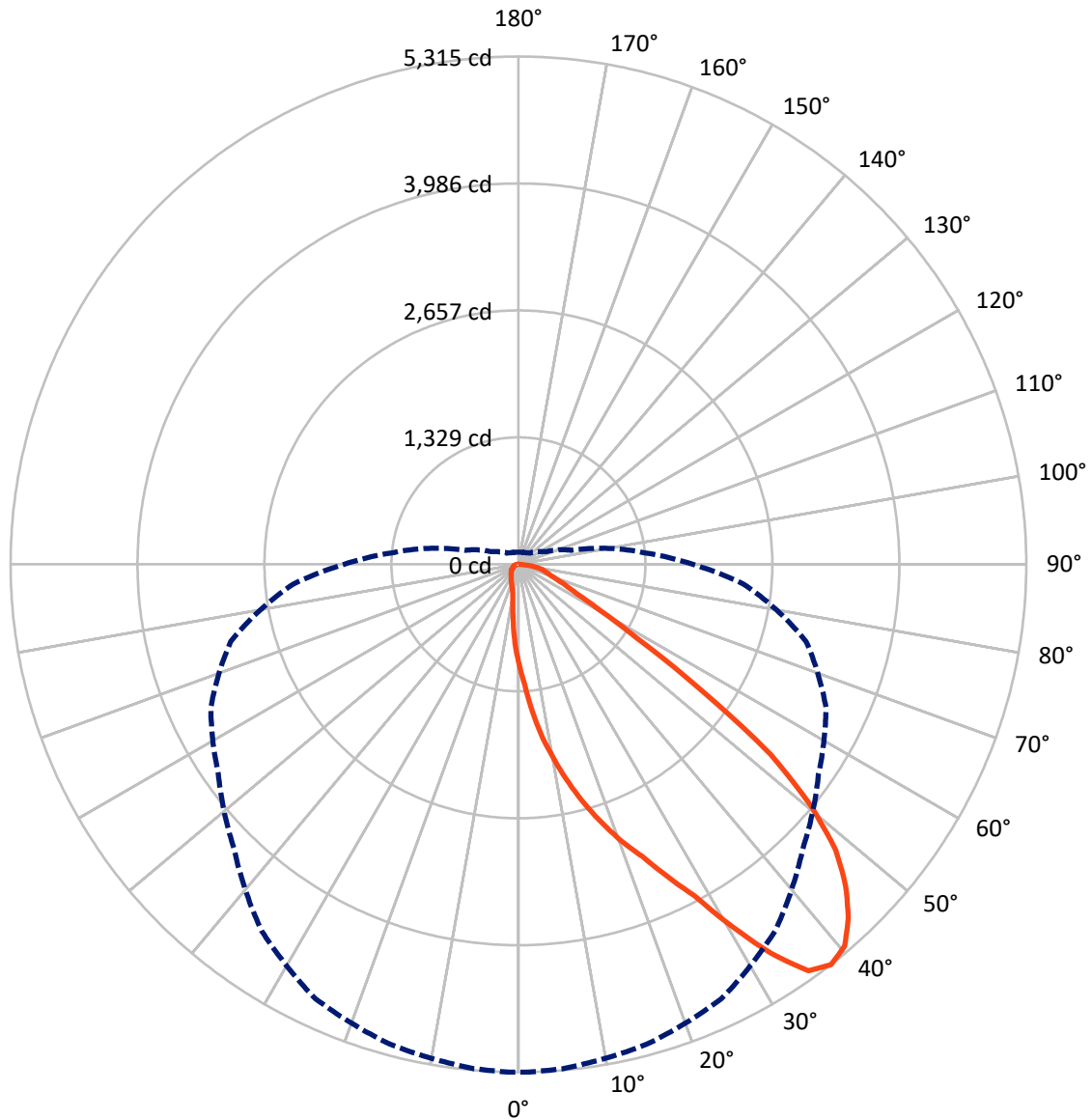
× Max cd
 - - - 1/2 Max cd



Based on 20 foot mounting height. Maximum calculated value = 7.3 fc
 Type II - Short - N/A

REPORT NUMBER: P868420
CATALOG NUMBER: EMM2-HTN-SA2B-727-U-T2R-HSS

Luminous Intensity Polar Plot



— Vertical Plane Through 0-Deg Lateral - - - Horizontal Cone Through 37.5-Deg Vertical

REPORT NUMBER: P868420

CATALOG NUMBER: EMM2-HTN-SA2B-727-U-T2R-HSS

FLUX DISTRIBUTION:

		Downward	Upward	Total
House Side	Lumens	1009.9	0.0	1009.9
	% Fixture	11.9	0.0	11.9
Street Side	Lumens	7457.7	0.0	7457.7
	% Fixture	88.1	0.0	88.1
Total	Lumens	8467.6	0.0	8467.6
	% Fixture	100.0	0.0	100.0

Coefficient of Utilization

ZONAL LUMENS:

Zone	Lumens	% Fixture
0°-10°	105.3	1.2
10°-20°	368.0	4.3
20°-30°	759.2	9.0
30°-40°	1335.8	15.8
40°-50°	1813.8	21.4
50°-60°	1797.0	21.2
60°-70°	1383.5	16.3
70°-80°	802.9	9.5
80°-90°	102.1	1.2
90°-100°	0.0	0.0
100°-110°	0.0	0.0
110°-120°	0.0	0.0
120°-130°	0.0	0.0
130°-140°	0.0	0.0
140°-150°	0.0	0.0
150°-160°	0.0	0.0
160°-170°	0.0	0.0
170°-180°	0.0	0.0
0°-90°	8467.6	100.0
0°-180°	8467.6	100.0



REPORT NUMBER: P868420

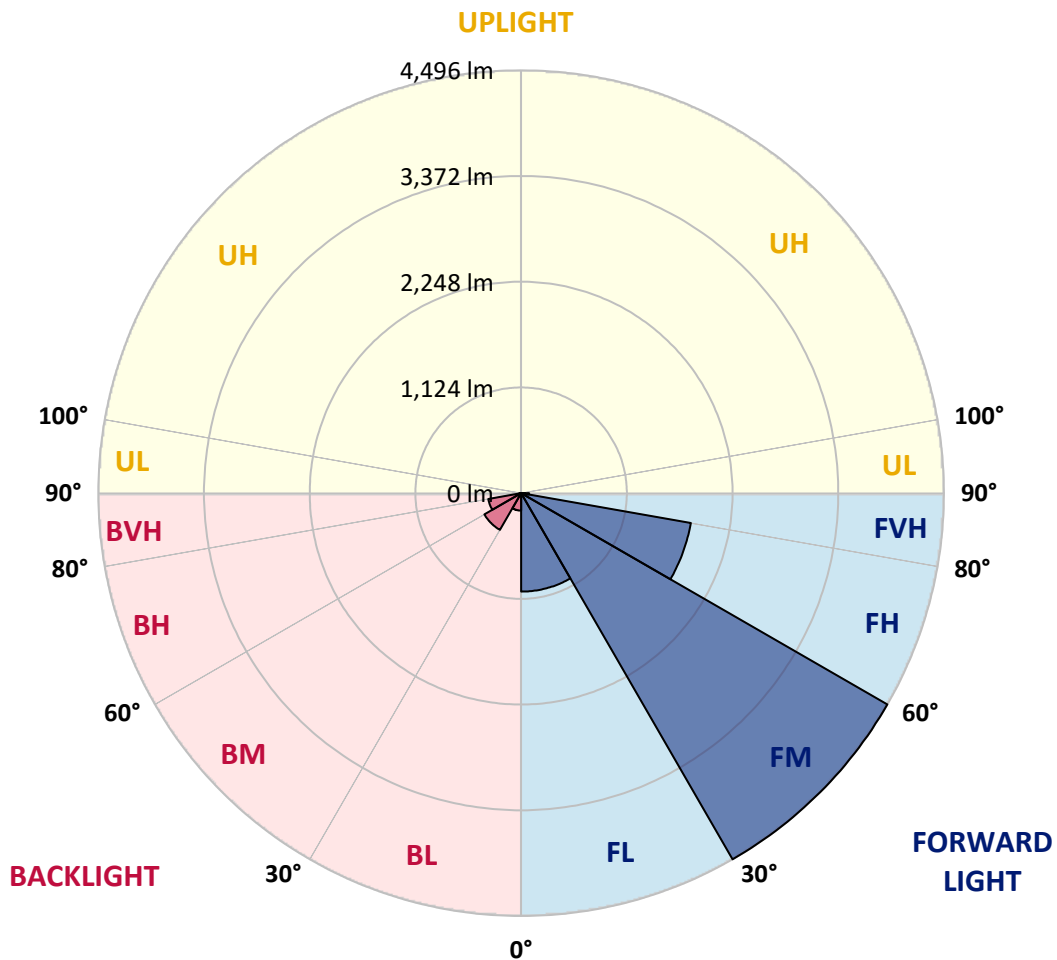
CATALOG NUMBER: EMM2-HTN-SA2B-727-U-T2R-HSS

LUMINAIRE CLASSIFICATION SYSTEM LUMEN TABLE AND BUG RATING:

Zone	Lumens	% Fixture	Zone Rating/Lumen Limit		
			B	U	G
FL (0°-30°)	1046.8	12.4			
FM (30°-60°)	4495.6	53.1			
FH (60°-80°)	1832.1	21.6			G2/5000
FVH (80°-90°)	83.3	1.0			G1/100
BL (0°-30°)	185.7	2.2	B1/500		
BM (30°-60°)	451.1	5.3	B1/1000		
BH (60°-80°)	354.3	4.2	B1/500		G1/500
BVH (80°-90°)	18.8	0.2			G1/100
UL (90°-100°)	0.0	0.0		U0/0	
UH (100°-180°)	0.0	0.0		U0/0	

BUG Rating: B1-U0-G2

Type II Short





REPORT NUMBER: P868420
 CATALOG NUMBER: EMM2-HTN-SA2B-727-U-T2R-HSS

CANDELA DISTRIBUTION (FULL):

	0°	1°	5°	15°	25°	35°	45°	55°	65°	75°	85°
0°	1049.3	1049.3	1049.3	1049.3	1049.3	1049.3	1049.3	1049.3	1049.3	1049.3	1049.3
2.5°	1264.3	1283.2	1269.0	1257.2	1240.7	1224.1	1200.5	1174.5	1141.4	1101.2	1065.8
5°	1550.3	1559.7	1555.0	1547.9	1495.9	1446.3	1396.6	1335.2	1250.1	1174.5	1094.2
7.5°	1836.2	1831.5	1819.7	1798.4	1751.1	1694.4	1604.6	1503.0	1382.5	1250.1	1124.9
10°	2086.7	2093.8	2084.3	2051.2	1992.2	1914.2	1805.5	1689.7	1526.6	1342.3	1167.4
12.5°	2349.0	2353.7	2353.7	2282.8	2242.7	2122.1	2006.3	1850.4	1668.4	1455.7	1217.0
15°	2606.6	2597.1	2597.1	2549.9	2479.0	2344.3	2214.3	2025.3	1819.7	1562.1	1273.8
17.5°	2852.4	2857.1	2835.8	2783.8	2715.3	2585.3	2424.6	2216.7	1968.5	1689.7	1332.8
20°	3095.8	3081.6	3072.1	3020.2	2946.9	2793.3	2639.7	2403.4	2143.4	1833.8	1415.6
22.5°	3322.6	3329.7	3306.1	3223.4	3154.9	3015.4	2840.6	2623.1	2327.7	1978.0	1505.4
25°	3615.7	3592.0	3613.3	3514.1	3407.7	3242.3	3043.8	2828.7	2528.6	2155.2	1616.4
27.5°	3927.6	3941.8	3930.0	3821.3	3677.1	3455.0	3247.0	3017.8	2731.8	2323.0	1741.7
30°	4393.2	4386.1	4388.4	4225.4	3986.7	3722.0	3466.8	3216.3	2935.1	2528.6	1888.2
32.5°	4854.0	4880.0	4816.2	4672.0	4397.9	3998.5	3686.6	3407.7	3131.2	2705.9	2037.1
35°	5225.0	5217.9	5191.9	5031.2	4759.5	4371.9	3937.1	3620.4	3339.2	2923.3	2202.5
37.5°	5314.8	5314.8	5298.3	5199.0	5019.4	4683.8	4208.8	3833.1	3551.9	3117.0	2363.2
40°	5255.7	5243.9	5234.5	5168.3	5071.4	4872.9	4494.8	4052.9	3778.7	3367.5	2540.4
42.5°	5062.0	5064.3	5052.5	5014.7	4962.7	4887.1	4672.0	4286.8	4000.9	3603.9	2715.3
45°	4802.0	4806.7	4792.5	4787.8	4761.8	4761.8	4712.2	4471.2	4211.2	3844.9	2906.7
47.5°	4468.8	4466.4	4459.3	4447.5	4499.5	4556.2	4601.1	4575.1	4397.9	4104.9	3079.2
50°	3960.7	3956.0	3977.2	4036.3	4163.9	4289.2	4421.5	4544.4	4532.6	4345.9	3287.2
52.5°	3301.4	3270.7	3294.3	3476.3	3738.6	4017.4	4204.1	4397.9	4601.1	4601.1	3492.8
55°	2308.8	2334.8	2349.0	2616.1	3133.6	3613.3	3941.8	4192.3	4575.1	4804.4	3719.7
57.5°	1469.9	1479.4	1521.9	1810.2	2417.5	3017.8	3599.1	4010.3	4478.2	4974.5	3946.5
60°	990.2	957.1	990.2	1155.6	1739.3	2367.9	3095.8	3781.1	4338.8	5097.4	4197.0
62.5°	699.5	697.1	706.6	803.5	1240.7	1779.5	2464.8	3471.5	4227.7	5104.5	4383.7
65°	564.8	548.3	555.3	609.7	831.8	1304.5	1807.8	2911.5	4128.5	4979.2	4475.9
67.5°	453.7	446.6	451.4	486.8	623.9	980.7	1273.8	2214.3	3918.2	4766.6	4423.9
70°	371.0	373.4	375.7	411.2	496.3	742.0	909.8	1519.5	3469.2	4525.5	4189.9
72.5°	321.4	321.4	323.8	347.4	415.9	588.4	687.7	987.8	2807.5	4265.6	3759.8
75°	283.6	283.6	283.6	304.9	354.5	472.6	534.1	675.9	2015.8	3783.5	3110.0
77.5°	245.8	248.1	248.1	267.0	304.9	368.7	411.2	467.9	1285.6	2923.3	2353.7
80°	189.1	189.1	191.4	212.7	260.0	288.3	302.5	330.8	675.9	1836.2	1493.5
82.5°	132.3	134.7	134.7	137.1	174.9	177.2	163.1	165.4	245.8	609.7	567.2
85°	14.2	16.5	18.9	18.9	30.7	37.8	40.2	37.8	40.2	70.9	70.9
87.5°	0.0	0.0	0.0	0.0	2.4	4.7	4.7	7.1	7.1	7.1	7.1
90°	0.0	0.0	0.0	0.0	0.0	0.0	0.0	0.0	0.0	0.0	0.0



REPORT NUMBER: P868420

CATALOG NUMBER: EMM2-HTN-SA2B-727-U-T2R-HSS

CANDELA DISTRIBUTION (continued):

	90°	95°	105°	115°	125°	135°	145°	155°	165°	175°	180°
0°	1049.3	1049.3	1049.3	1049.3	1049.3	1049.3	1049.3	1049.3	1049.3	1049.3	1049.3
2.5°	1046.9	1030.4	994.9	964.2	935.8	912.2	895.6	874.4	857.8	857.8	867.3
5°	1054.0	1016.2	942.9	874.4	820.0	768.0	720.8	690.1	666.4	652.2	652.2
7.5°	1063.4	1006.7	895.6	791.7	706.6	623.9	550.6	515.2	479.7	467.9	470.3
10°	1082.3	1002.0	853.1	718.4	590.8	486.8	415.9	378.1	359.2	349.8	349.8
12.5°	1103.6	1002.0	808.2	635.7	486.8	380.5	337.9	309.6	300.1	295.4	290.7
15°	1132.0	1006.7	770.4	548.3	397.0	321.4	290.7	274.1	264.7	260.0	260.0
17.5°	1165.1	1011.4	730.2	477.4	337.9	283.6	260.0	248.1	238.7	234.0	234.0
20°	1207.6	1023.3	690.1	413.6	295.4	260.0	238.7	226.9	217.4	215.1	212.7
22.5°	1259.6	1042.2	649.9	361.6	267.0	236.3	217.4	208.0	200.9	196.1	196.1
25°	1321.0	1065.8	619.2	323.8	245.8	219.8	203.2	191.4	184.3	182.0	182.0
27.5°	1406.1	1106.0	588.4	295.4	229.2	203.2	186.7	177.2	170.1	167.8	165.4
30°	1486.4	1155.6	574.3	288.3	217.4	189.1	177.2	165.4	158.3	156.0	153.6
32.5°	1590.4	1212.3	564.8	288.3	212.7	179.6	165.4	156.0	148.9	146.5	144.2
35°	1701.5	1278.5	564.8	297.8	215.1	172.5	156.0	146.5	139.4	134.7	134.7
37.5°	1822.0	1344.7	569.5	311.9	222.1	167.8	146.5	137.1	130.0	127.6	127.6
40°	1949.6	1434.5	579.0	323.8	229.2	165.4	137.1	130.0	122.9	118.2	118.2
42.5°	2067.8	1505.4	595.5	337.9	234.0	163.1	130.0	122.9	115.8	113.4	113.4
45°	2204.9	1583.3	609.7	347.4	234.0	156.0	122.9	115.8	111.1	108.7	106.3
47.5°	2313.6	1647.1	616.8	352.1	229.2	148.9	115.8	111.1	106.3	101.6	104.0
50°	2445.9	1715.7	628.6	354.5	219.8	139.4	111.1	104.0	99.3	96.9	96.9
52.5°	2573.5	1784.2	638.1	349.8	208.0	127.6	104.0	99.3	94.5	89.8	89.8
55°	2724.8	1859.8	652.2	342.7	189.1	115.8	96.9	92.2	85.1	82.7	80.3
57.5°	2897.3	1959.1	664.1	328.5	165.4	104.0	92.2	85.1	75.6	70.9	70.9
60°	3055.6	2072.5	673.5	293.0	144.2	96.9	85.1	78.0	68.5	66.2	66.2
62.5°	3225.8	2190.7	673.5	231.6	122.9	87.4	80.3	73.3	63.8	61.4	61.4
65°	3343.9	2297.0	652.2	172.5	104.0	82.7	78.0	68.5	59.1	56.7	56.7
67.5°	3377.0	2363.2	593.2	122.9	89.8	78.0	73.3	63.8	56.7	52.0	52.0
70°	3270.7	2311.2	484.5	94.5	78.0	70.9	66.2	59.1	52.0	49.6	49.6
72.5°	2965.8	2112.7	361.6	80.3	68.5	66.2	61.4	54.4	49.6	47.3	47.3
75°	2483.7	1755.9	255.2	70.9	63.8	59.1	54.4	49.6	44.9	44.9	44.9
77.5°	1881.1	1269.0	158.3	63.8	54.4	54.4	49.6	44.9	42.5	40.2	40.2
80°	1214.7	801.1	89.8	44.9	37.8	40.2	35.4	30.7	30.7	28.4	28.4
82.5°	515.2	316.7	47.3	26.0	18.9	16.5	11.8	11.8	9.5	9.5	9.5
85°	52.0	18.9	9.5	7.1	7.1	4.7	4.7	4.7	4.7	2.4	2.4
87.5°	7.1	7.1	7.1	4.7	4.7	4.7	2.4	2.4	2.4	2.4	2.4
90°	0.0	0.0	0.0	0.0	0.0	0.0	0.0	0.0	0.0	0.0	0.0

LM-79-2019: Approved Method: Electrical and Photometric Measurements of Solid-State Lighting Products

Report Prepared for

Cooper Lighting Solutions

Streetworks

Report Number: SP1-2407-157-3

Test Date: 08/07/2024

Luminaire Tested: MEM2-HTN-SA-40-727-U-5WQ-2

Data in this report applies to families of products including MEM2-HTN-SA-40-727-U-5WQ-2

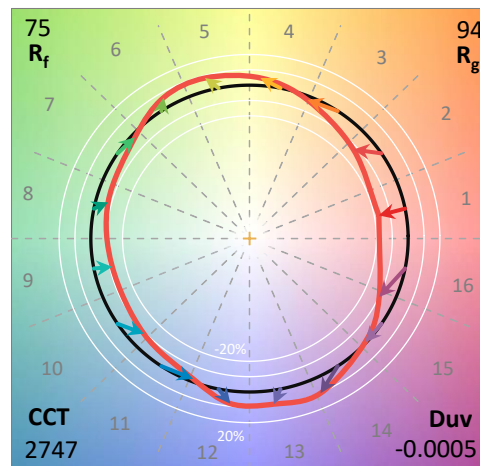
Test Information

Test Method: LM-79-2019
 Report Number: SP1-2407-157-3
 Test Lab: COOPER LIGHTING SOLUTIONS
 Photometer: SP1 - 76IN SPHERE
 Measurement Geometry: 4π
 Issue Date: 08/20/2024
 Manufacturer: COOPER LIGHTING SOLUTIONS
 Product Line: Streetworks
 Catalog Number: **MEM2-HTN-SA-40-727-U-5WQ-2**
 Description: Epic Modern Light Square 40W 5WQ Optic and Flare Trim

Spectral Parameters

CCT (K): 2747
 CIE u': 0.2606
 CIE v': 0.5257
 Duv: -0.0005
 CIE x: 0.4552
 CIE y: 0.4082
 CIE z: 0.1366
 Peak Wavelength (nm): 597
 Dominant Wavelength (nm): 584
 Purity: 59.16856
 Rf: 75.5
 Rg: 93.6

CRI (Ra):	71.7		
R1:	68.1	R9:	-35.3
R2:	83.9	R10:	64.2
R3:	94.7	R11:	61.7
R4:	66.3	R12:	53.9
R5:	67.4	R13:	71.2
R6:	78.7	R14:	97.6
R7:	75.0	R15:	59.3
R8:	39.4		



Test Conditions

Stabilization Time: 22M
 Operation Time: 1H 22M
 Sphere Temperature (°C): 24.2

REPORT NUMBER: SP1-2407-157-3

Measurement and Test Equipment			
Instrument	Identification Number	Calibration Date	Calibration Due Date
Photometer	IN0058	6/18/2024	12/18/2024
Power Meter	INXT2011004	2/8/2024	2/8/2025
AC Power Source	IN0063	10/24/2023	10/24/2024
DC Power Source	IN0208	10/24/2023	10/24/2024
Sphere Thermometer	IN0085	10/24/2023	10/24/2024
Room Thermometer	IN0046	10/24/2023	10/24/2024

REPORT NUMBER: SP1-2407-157-3

CIE 1931 Chromaticity Diagram



CIE 1931 Chromaticity Diagram with 2017 ANSI 7-Step and 4-Step Quadrangles



Point lies inside the ANSI 2700K 4-step quadrangle

REPORT NUMBER: SP1-2407-157-3

Photopic Flux vs. Wavelength



Photopic Lumens: NR

λ (nm)	Power W [^] /nm	Lumens (φ/nm)	λ (nm)	Power W [^] /nm	Lumens (φ/nm)	λ (nm)	Power W [^] /nm	Lumens (φ/nm)	λ (nm)	Power W [^] /nm	Lumens (φ/nm)	λ (nm)	Power W [^] /nm	Lumens (φ/nm)
360	0	NR	490	103	NR	620	846	NR	750	20	NR	880	0	NR
365	0	NR	495	130	NR	625	784	NR	755	17	NR	885	1	NR
370	0	NR	500	171	NR	630	720	NR	760	15	NR	890	0	NR
375	0	NR	505	221	NR	635	652	NR	765	13	NR	895	0	NR
380	0	NR	510	268	NR	640	587	NR	770	11	NR	900	0	NR
385	0	NR	515	313	NR	645	521	NR	775	9	NR	905	0	NR
390	0	NR	520	350	NR	650	461	NR	780	8	NR	910	0	NR
395	0	NR	525	381	NR	655	406	NR	785	7	NR	915	0	NR
400	0	NR	530	407	NR	660	353	NR	790	6	NR	920	0	NR
405	2	NR	535	435	NR	665	307	NR	795	5	NR	925	0	NR
410	4	NR	540	462	NR	670	264	NR	800	4	NR	930	0	NR
415	9	NR	545	496	NR	675	227	NR	805	4	NR	935	0	NR
420	20	NR	550	534	NR	680	196	NR	810	3	NR	940	0	NR
425	38	NR	555	582	NR	685	167	NR	815	3	NR	945	0	NR
430	69	NR	560	638	NR	690	144	NR	820	2	NR	950	0	NR
435	120	NR	565	700	NR	695	122	NR	825	2	NR	955	0	NR
440	193	NR	570	767	NR	700	103	NR	830	2	NR	960	0	NR
445	316	NR	575	836	NR	705	88	NR	835	2	NR	965	0	NR
450	469	NR	580	898	NR	710	74	NR	840	1	NR	970	0	NR
455	431	NR	585	947	NR	715	63	NR	845	1	NR	975	0	NR
460	264	NR	590	982	NR	720	54	NR	850	1	NR	980	0	NR
465	197	NR	595	997	NR	725	46	NR	855	1	NR	985	0	NR
470	155	NR	600	997	NR	730	39	NR	860	1	NR	990	0	NR
475	108	NR	605	978	NR	735	33	NR	865	1	NR	995	0	NR
480	90	NR	610	947	NR	740	28	NR	870	1	NR	1000	0	NR
485	92	NR	615	900	NR	745	24	NR	875	1	NR			

REPORT NUMBER: SP1-2407-157-3

Scotopic Flux vs. Wavelength



Scotopic Lumens: NR

S/P: 1.13

λ (nm)	Power W [^] /nm	Lumens (φ/nm)	λ (nm)	Power W [^] /nm	Lumens (φ/nm)	λ (nm)	Power W [^] /nm	Lumens (φ/nm)	λ (nm)	Power W [^] /nm	Lumens (φ/nm)	λ (nm)	Power W [^] /nm	Lumens (φ/nm)
360	0	NR	490	103	NR	620	846	NR	750	20	NR	880	0	NR
365	0	NR	495	130	NR	625	784	NR	755	17	NR	885	1	NR
370	0	NR	500	171	NR	630	720	NR	760	15	NR	890	0	NR
375	0	NR	505	221	NR	635	652	NR	765	13	NR	895	0	NR
380	0	NR	510	268	NR	640	587	NR	770	11	NR	900	0	NR
385	0	NR	515	313	NR	645	521	NR	775	9	NR	905	0	NR
390	0	NR	520	350	NR	650	461	NR	780	8	NR	910	0	NR
395	0	NR	525	381	NR	655	406	NR	785	7	NR	915	0	NR
400	0	NR	530	407	NR	660	353	NR	790	6	NR	920	0	NR
405	2	NR	535	435	NR	665	307	NR	795	5	NR	925	0	NR
410	4	NR	540	462	NR	670	264	NR	800	4	NR	930	0	NR
415	9	NR	545	496	NR	675	227	NR	805	4	NR	935	0	NR
420	20	NR	550	534	NR	680	196	NR	810	3	NR	940	0	NR
425	38	NR	555	582	NR	685	167	NR	815	3	NR	945	0	NR
430	69	NR	560	638	NR	690	144	NR	820	2	NR	950	0	NR
435	120	NR	565	700	NR	695	122	NR	825	2	NR	955	0	NR
440	193	NR	570	767	NR	700	103	NR	830	2	NR	960	0	NR
445	316	NR	575	836	NR	705	88	NR	835	2	NR	965	0	NR
450	469	NR	580	898	NR	710	74	NR	840	1	NR	970	0	NR
455	431	NR	585	947	NR	715	63	NR	845	1	NR	975	0	NR
460	264	NR	590	982	NR	720	54	NR	850	1	NR	980	0	NR
465	197	NR	595	997	NR	725	46	NR	855	1	NR	985	0	NR
470	155	NR	600	997	NR	730	39	NR	860	1	NR	990	0	NR
475	108	NR	605	978	NR	735	33	NR	865	1	NR	995	0	NR
480	90	NR	610	947	NR	740	28	NR	870	1	NR	1000	0	NR
485	92	NR	615	900	NR	745	24	NR	875	1	NR			

REPORT NUMBER: SP1-2407-157-3

Melanopic Flux vs. Wavelength



Melanopic Lumens: NR

M/P: 2.04

λ (nm)	Power W [^] /nm	Lumens (φ/nm)	λ (nm)	Power W [^] /nm	Lumens (φ/nm)	λ (nm)	Power W [^] /nm	Lumens (φ/nm)	λ (nm)	Power W [^] /nm	Lumens (φ/nm)	λ (nm)	Power W [^] /nm	Lumens (φ/nm)
360	0	NR	490	103	NR	620	846	NR	750	20	NR	880	0	NR
365	0	NR	495	130	NR	625	784	NR	755	17	NR	885	1	NR
370	0	NR	500	171	NR	630	720	NR	760	15	NR	890	0	NR
375	0	NR	505	221	NR	635	652	NR	765	13	NR	895	0	NR
380	0	NR	510	268	NR	640	587	NR	770	11	NR	900	0	NR
385	0	NR	515	313	NR	645	521	NR	775	9	NR	905	0	NR
390	0	NR	520	350	NR	650	461	NR	780	8	NR	910	0	NR
395	0	NR	525	381	NR	655	406	NR	785	7	NR	915	0	NR
400	0	NR	530	407	NR	660	353	NR	790	6	NR	920	0	NR
405	2	NR	535	435	NR	665	307	NR	795	5	NR	925	0	NR
410	4	NR	540	462	NR	670	264	NR	800	4	NR	930	0	NR
415	9	NR	545	496	NR	675	227	NR	805	4	NR	935	0	NR
420	20	NR	550	534	NR	680	196	NR	810	3	NR	940	0	NR
425	38	NR	555	582	NR	685	167	NR	815	3	NR	945	0	NR
430	69	NR	560	638	NR	690	144	NR	820	2	NR	950	0	NR
435	120	NR	565	700	NR	695	122	NR	825	2	NR	955	0	NR
440	193	NR	570	767	NR	700	103	NR	830	2	NR	960	0	NR
445	316	NR	575	836	NR	705	88	NR	835	2	NR	965	0	NR
450	469	NR	580	898	NR	710	74	NR	840	1	NR	970	0	NR
455	431	NR	585	947	NR	715	63	NR	845	1	NR	975	0	NR
460	264	NR	590	982	NR	720	54	NR	850	1	NR	980	0	NR
465	197	NR	595	997	NR	725	46	NR	855	1	NR	985	0	NR
470	155	NR	600	997	NR	730	39	NR	860	1	NR	990	0	NR
475	108	NR	605	978	NR	735	33	NR	865	1	NR	995	0	NR
480	90	NR	610	947	NR	740	28	NR	870	1	NR	1000	0	NR
485	92	NR	615	900	NR	745	24	NR	875	1	NR			

Summary

$R_f = 75.5$
 $R_g = 93.6$
 $CIE R_a = 71.7$
 $R_9 = -35.3$



Color Vector Graphics



Individual Sample Fidelity Index ($R_{f,i}$)

CES01 = 86	CES26 = 68	CES51 = 87	CES76 = 63
CES02 = 63	CES27 = 90	CES52 = 85	CES77 = 79
CES03 = 31	CES28 = 87	CES53 = 78	CES78 = 66
CES04 = 71	CES29 = 71	CES54 = 86	CES79 = 87
CES05 = 50	CES30 = 85	CES55 = 84	CES80 = 85
CES06 = 52	CES31 = 74	CES56 = 75	CES81 = 67
CES07 = 42	CES32 = 66	CES57 = 75	CES82 = 93
CES08 = 41	CES33 = 80	CES58 = 76	CES83 = 91
CES09 = 29	CES34 = 79	CES59 = 85	CES84 = 89
CES10 = 77	CES35 = 89	CES60 = 90	CES85 = 72
CES11 = 60	CES36 = 93	CES61 = 81	CES86 = 59
CES12 = 66	CES37 = 88	CES62 = 91	CES87 = 77
CES13 = 43	CES38 = 93	CES63 = 77	CES88 = 79
CES14 = 74	CES39 = 97	CES64 = 67	CES89 = 65
CES15 = 72	CES40 = 93	CES65 = 66	CES90 = 80
CES16 = 48	CES41 = 93	CES66 = 63	CES91 = 80
CES17 = 51	CES42 = 89	CES67 = 61	CES92 = 55
CES18 = 57	CES43 = 78	CES68 = 68	CES93 = 72
CES19 = 73	CES44 = 99	CES69 = 78	CES94 = 48
CES20 = 67	CES45 = 85	CES70 = 63	CES95 = 66
CES21 = 88	CES46 = 81	CES71 = 61	CES96 = 76
CES22 = 80	CES47 = 86	CES72 = 86	CES97 = 81
CES23 = 92	CES48 = 74	CES73 = 56	CES98 = 76
CES24 = 91	CES49 = 79	CES74 = 93	CES99 = 64
CES25 = 73	CES50 = 86	CES75 = 66	



Color Rendition by Hue-Angle Bin



Measure Comparisons



(END OF REPORT)